

Signify Classified - Internal  
Cooper Lighting Solutions Photometric Lab  
1121 Highway 74 South  
Peachtree City, GA 30269



Scaled data based on original data using  
LM-79-08 Approved Method: Electrical and Photometric Measurements of Solid-  
State Lighting Products

Test Report Prepared for  
Cooper Lighting Solutions  
(formerly Eaton)

Brand: INVUE

Report Number: P869216

Luminaire Tested: **EMM2-HTN-SA1A-AMB-U-T5M**

Issue Date: 08/22/2024



**Test Information**

Test Method: LM-79-08  
Report Number: P869216  
Test Lab: INNOVATION CENTER(G3)  
Issue Date: 08/22/2024  
Manufacturer: COOPER LIGHTING SOLUTIONS (FORMERLY EATON)  
Product Line: INVUE  
Catalog Number: EMM2-HTN-SA1A-AMB-U-T5M  
Description: EPIC MODERN TALL HOUSING DISCRETE LED ARRAYS 15W 0CRI 1540K FIXTURE  
w/ TYPE V SQUARE MEDIUM DISTRIBUTION OPTIC  
Light Source: (10) 1540K CCT, 0 CRI LEDS  
Ballast/Driver: ELECTRONIC DRIVER

**Summary**

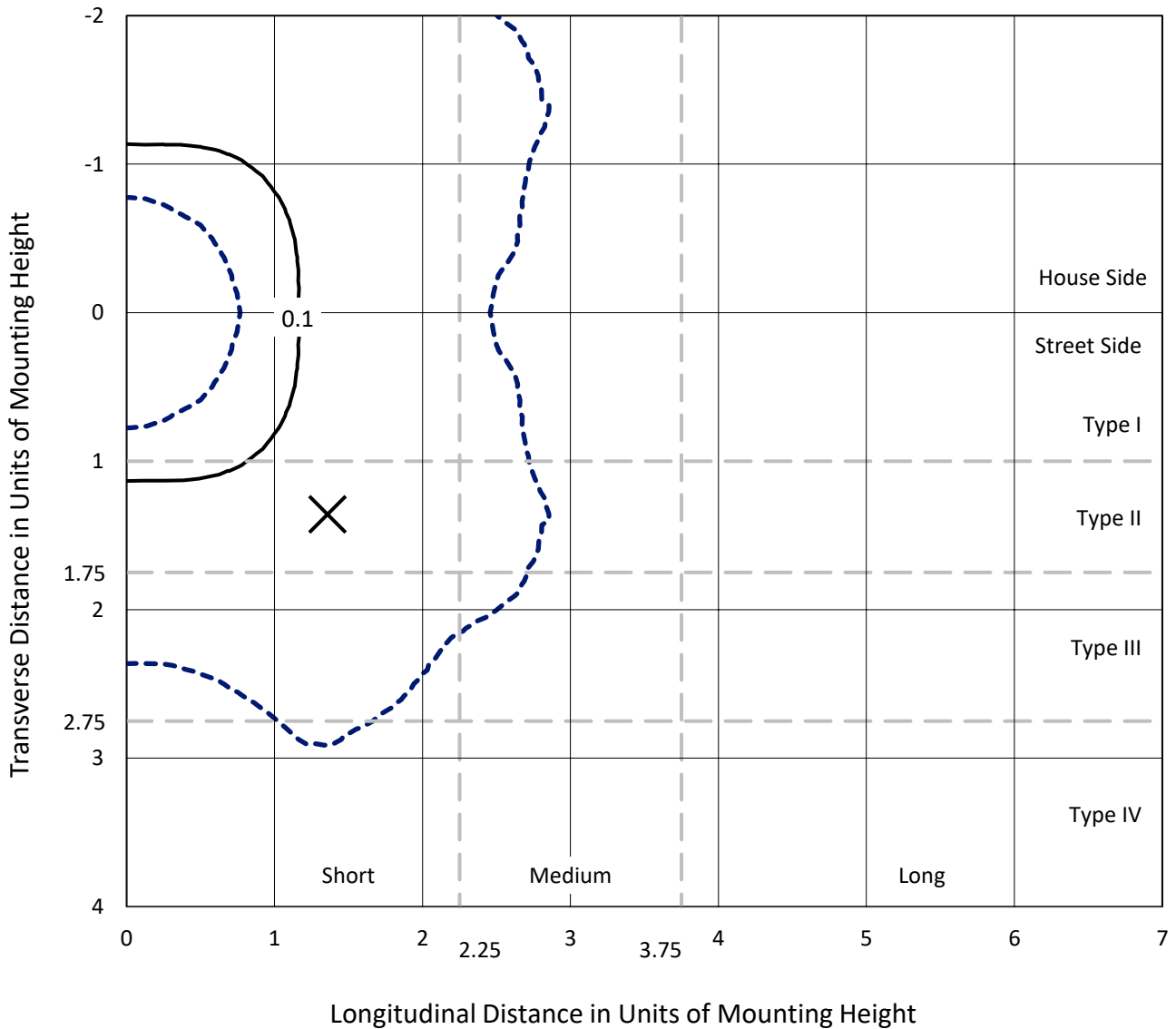
Lumens per Lamp: N/A  
Luminaire Lumens: 629 lumens  
Efficiency: N/A  
Efficacy: 39.3 lumens/watt  
Luminous Opening: Rectangular (W 0.33' x L: 0.33' x H: 0')  
IES Classification: Type V - Short  
BUG Rating: B1 - U0 - G0

Input Watts (W): 16  
Input Voltage (V): 120  
Input Current (A<sub>in</sub>): NR  
Voltage Rise (V): NR  
Power Factor: 0.98  
Total Harmonic Distortion (THDi): 9.98%  
Frequency (hertz): 60  
Stabilization Time: NR  
Operation Time: NR  
Ambient Temperature (°C): NR  
Test Distance: 24 FT

REPORT NUMBER: P869216  
 CATALOG NUMBER: EMM2-HTN-SA1A-AMB-U-T5M

### Iso-Footcandle Lines of Horizontal Illumination

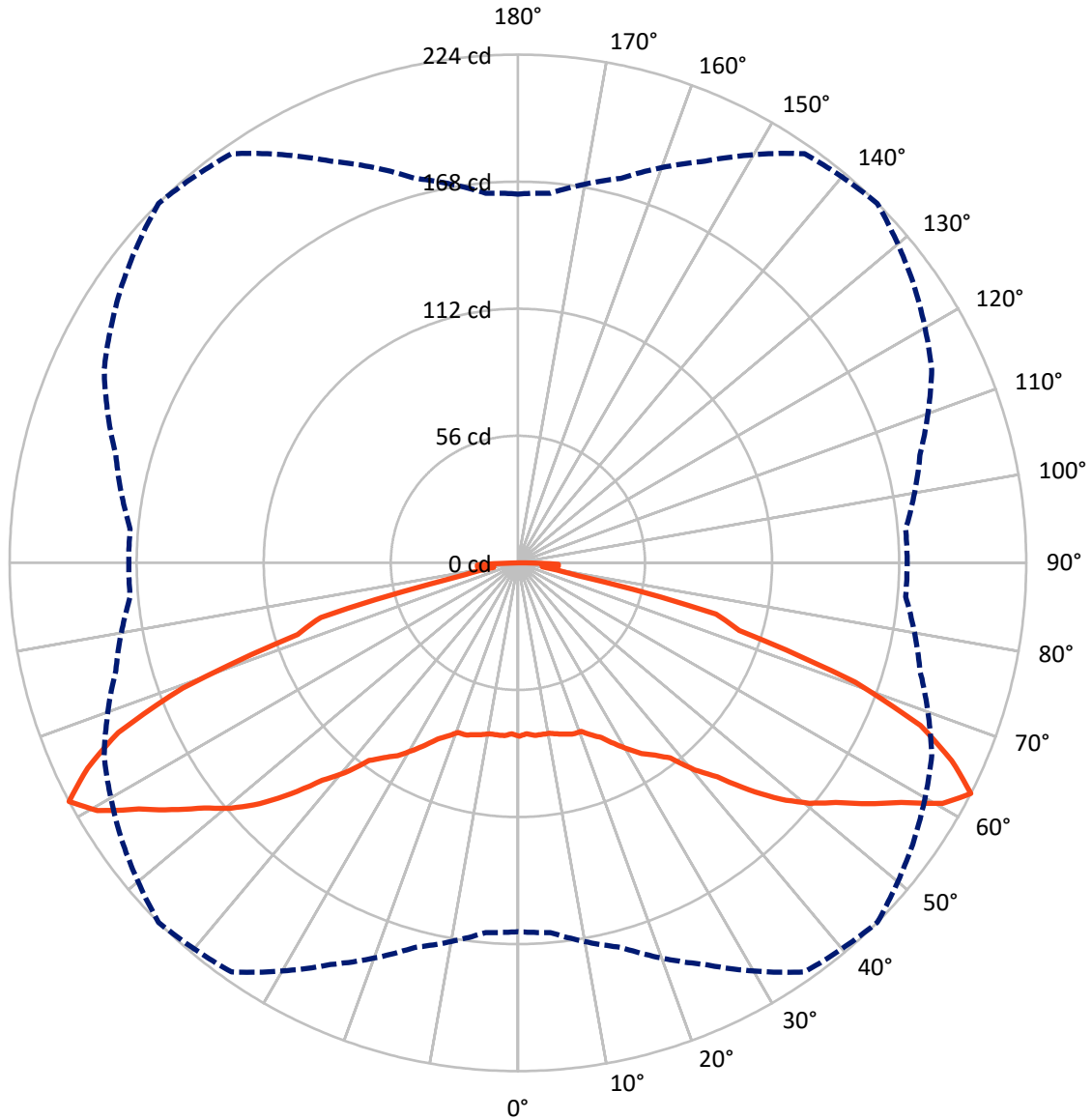
× Max cd  
 - - - 1/2 Max cd



Based on 20 foot mounting height. Maximum calculated value = 0.2 fc  
 Type V - Short - N/A

REPORT NUMBER: P869216  
CATALOG NUMBER: EMM2-HTN-SA1A-AMB-U-T5M

### Luminous Intensity Polar Plot



— Vertical Plane Through 45-Deg Lateral    - - - Horizontal Cone Through 62.5-Deg Vertical

REPORT NUMBER: P869216  
 CATALOG NUMBER: EMM2-HTN-SA1A-AMB-U-T5M

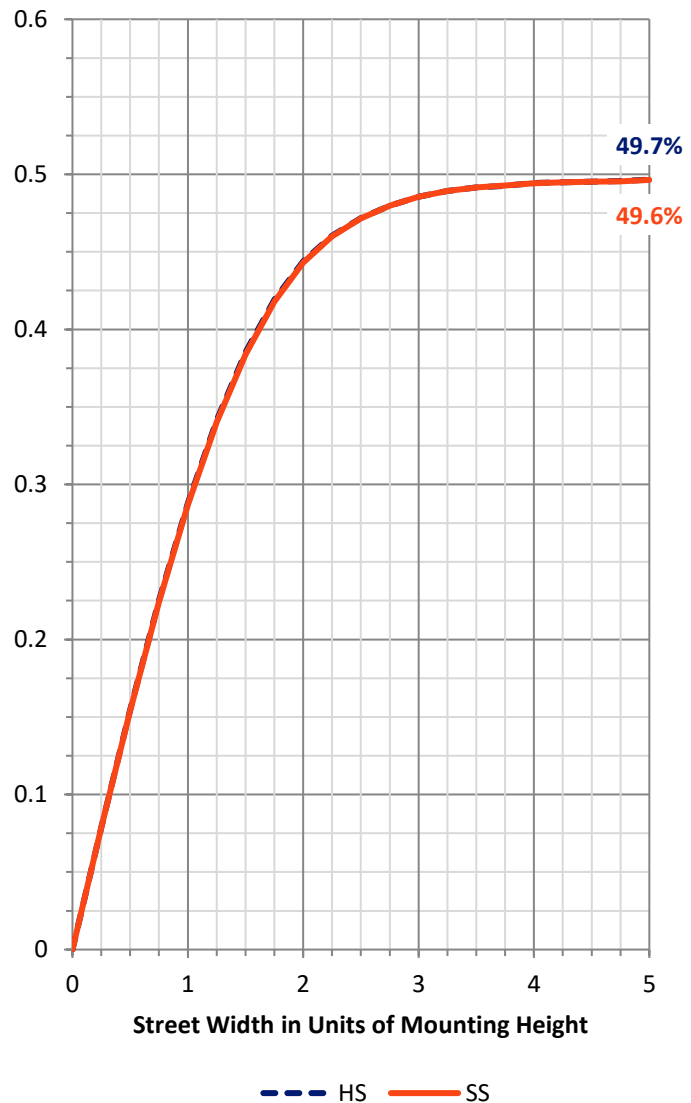
**FLUX DISTRIBUTION:**

		Downward	Upward	Total
<b>House Side</b>	Lumens	314.5	0.0	314.5
	% Fixture	50.0	0.0	50.0
<b>Street Side</b>	Lumens	314.5	0.0	314.5
	% Fixture	50.0	0.0	50.0
<b>Total</b>	Lumens	629.0	0.0	629.0
	% Fixture	100.0	0.0	100.0

**Coefficient of Utilization**

**ZONAL LUMENS:**

Zone	Lumens	% Fixture
0°-10°	7.3	1.2
10°-20°	22.2	3.5
20°-30°	39.6	6.3
30°-40°	66.7	10.6
40°-50°	105.6	16.8
50°-60°	156.8	24.9
60°-70°	166.2	26.4
70°-80°	57.1	9.1
80°-90°	7.6	1.2
90°-100°	0.0	0.0
100°-110°	0.0	0.0
110°-120°	0.0	0.0
120°-130°	0.0	0.0
130°-140°	0.0	0.0
140°-150°	0.0	0.0
150°-160°	0.0	0.0
160°-170°	0.0	0.0
170°-180°	0.0	0.0
0°-90°	629.0	100.0
0°-180°	629.0	100.0



REPORT NUMBER: P869216

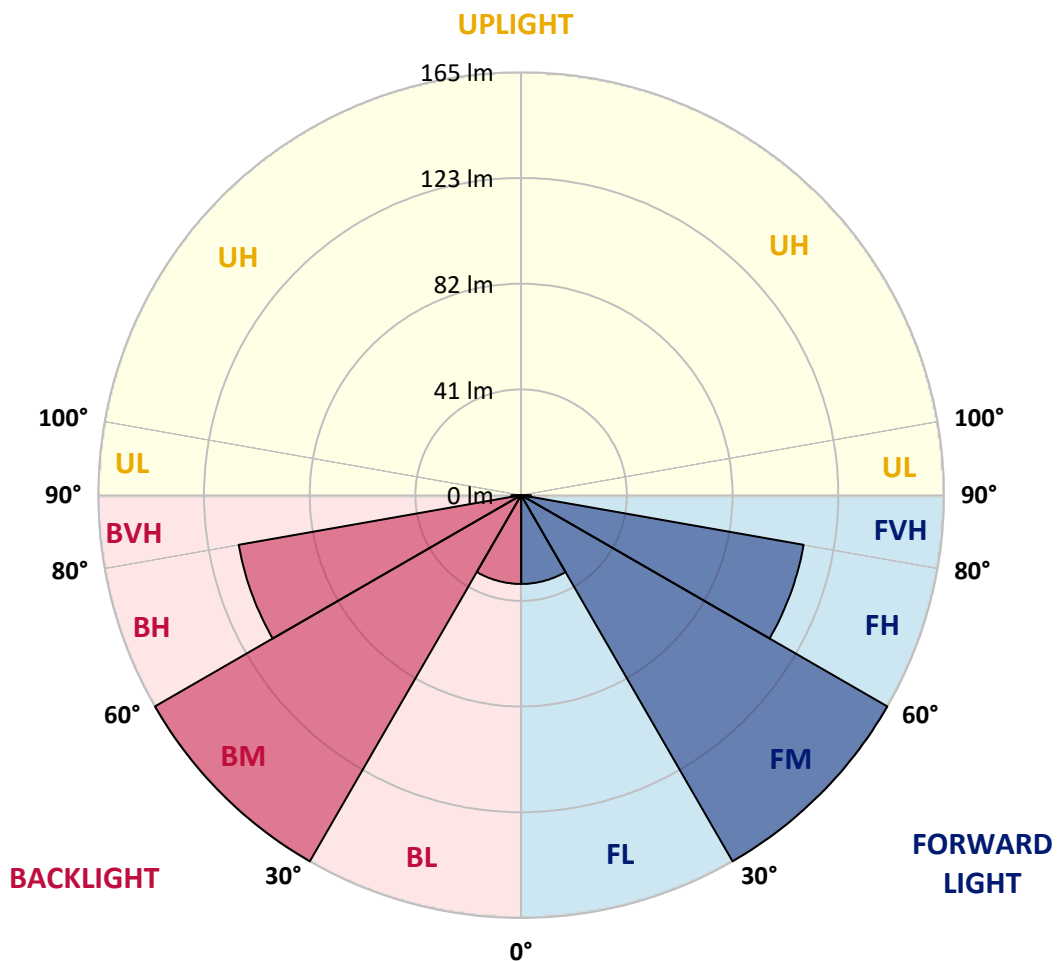
CATALOG NUMBER: EMM2-HTN-SA1A-AMB-U-T5M

**LUMINAIRE CLASSIFICATION SYSTEM LUMEN TABLE AND BUG RATING:**

Zone	Lumens	% Fixture	Zone Rating/Lumen Limit		
			B	U	G
FL (0°-30°)	34.6	5.5			
FM (30°-60°)	164.5	26.2			
FH (60°-80°)	111.6	17.7			G0/660
FVH (80°-90°)	3.8	0.6			G0/10
BL (0°-30°)	34.6	5.5	B0/110		
BM (30°-60°)	164.5	26.2	B0/220		
BH (60°-80°)	111.6	17.7	B1/500		G0/660
BVH (80°-90°)	3.8	0.6			G0/10
UL (90°-100°)	0.0	0.0		U0/0	
UH (100°-180°)	0.0	0.0		U0/0	

**BUG Rating: B1-U0-G0**

Type V Short





REPORT NUMBER: P869216

CATALOG NUMBER: EMM2-HTN-SA1A-AMB-U-T5M

**CANDELA DISTRIBUTION (FULL):**

	0°	5°	15°	25°	35°	45°	55°	65°	75°	85°	90°
0°	76.4	76.4	76.4	76.4	76.4	76.4	76.4	76.4	76.4	76.4	76.4
2.5°	75.4	75.4	75.4	75.4	75.4	75.4	75.4	75.4	75.4	76.4	76.4
5°	75.4	75.4	75.4	76.4	76.4	76.4	75.4	75.4	75.4	75.4	75.4
7.5°	75.4	75.4	75.4	76.4	76.4	76.4	76.4	76.4	75.4	75.4	75.4
10°	76.4	76.4	76.4	77.4	77.4	76.4	76.4	76.4	76.4	76.4	76.4
12.5°	77.4	77.4	77.4	77.4	77.4	77.4	77.4	77.4	77.4	77.4	77.4
15°	78.3	78.3	78.3	78.3	78.3	78.3	78.3	77.4	78.3	78.3	78.3
17.5°	79.3	79.3	78.3	78.3	79.3	79.3	79.3	79.3	79.3	79.3	79.3
20°	79.3	79.3	79.3	79.3	79.3	79.3	80.3	79.3	79.3	80.3	80.3
22.5°	79.3	79.3	80.3	81.3	82.3	82.3	82.3	81.3	81.3	80.3	80.3
25°	81.3	82.3	84.3	85.3	85.3	85.3	85.3	84.3	83.3	82.3	82.3
27.5°	90.2	89.3	86.3	87.3	89.3	90.2	90.2	90.2	87.3	87.3	88.3
30°	91.2	92.2	94.2	93.2	94.2	95.2	95.2	94.2	95.2	94.2	94.2
32.5°	98.2	98.2	99.2	101.2	100.2	100.2	100.2	100.2	100.2	103.1	102.1
35°	106.1	105.1	103.1	105.1	107.1	104.1	105.1	105.1	106.1	107.1	106.1
37.5°	110.1	110.1	111.1	110.1	111.1	109.1	111.1	114.0	113.1	111.1	111.1
40°	116.0	115.0	117.0	120.0	117.0	120.0	121.0	120.0	118.0	117.0	117.0
42.5°	124.0	123.0	123.0	126.0	128.9	128.9	130.9	126.9	125.0	123.0	123.0
45°	129.9	129.9	130.9	133.9	140.8	142.8	140.8	136.9	131.9	129.9	129.9
47.5°	135.9	135.9	138.8	145.8	151.7	155.7	152.7	145.8	141.8	138.8	137.9
50°	140.8	140.8	147.8	155.7	163.6	166.6	163.6	157.7	150.7	146.8	144.8
52.5°	151.7	151.7	154.7	165.6	174.5	175.5	174.5	168.6	163.6	155.7	154.7
55°	160.7	161.7	166.6	174.5	183.5	187.4	185.5	176.5	171.6	166.6	164.6
57.5°	167.6	168.6	174.5	184.5	194.4	199.3	196.4	186.4	178.5	175.5	175.5
60°	168.6	168.6	176.5	190.4	209.3	215.2	211.2	196.4	185.5	179.5	178.5
62.5°	162.6	163.6	175.5	195.4	220.2	224.1	213.2	201.3	183.5	171.6	171.6
65°	134.9	138.8	155.7	181.5	210.2	210.2	198.3	180.5	150.7	135.9	134.9
67.5°	106.1	106.1	119.0	151.7	185.5	191.4	170.6	142.8	123.0	113.1	111.1
70°	89.3	91.2	104.1	128.9	154.7	157.7	145.8	130.9	114.0	106.1	106.1
72.5°	54.5	57.5	87.3	119.0	113.1	102.1	121.0	112.1	72.4	52.6	49.6
75°	12.9	13.9	23.8	42.6	80.3	90.2	61.5	32.7	18.8	16.9	17.9
77.5°	8.9	8.9	11.9	15.9	19.8	26.8	15.9	12.9	10.9	10.9	10.9
80°	7.9	7.9	8.9	11.9	11.9	10.9	9.9	8.9	7.9	7.9	6.9
82.5°	6.9	6.9	7.9	10.9	12.9	10.9	9.9	7.9	6.9	6.0	5.0
85°	5.0	5.0	6.0	8.9	16.9	17.9	8.9	5.0	5.0	3.0	3.0
87.5°	2.0	2.0	3.0	6.0	11.9	17.9	5.0	2.0	2.0	2.0	1.0
90°	0.0	0.0	0.0	0.0	0.0	0.0	0.0	0.0	0.0	0.0	0.0
92.5°	0.0	0.0	0.0	0.0	0.0	0.0	0.0	0.0	0.0	0.0	0.0
95°	0.0	0.0	0.0	0.0	0.0	0.0	0.0	0.0	0.0	0.0	0.0
97.5°	0.0	0.0	0.0	0.0	0.0	0.0	0.0	0.0	0.0	0.0	0.0
100°	0.0	0.0	0.0	0.0	0.0	0.0	0.0	0.0	0.0	0.0	0.0
102.5°	0.0	0.0	0.0	0.0	0.0	0.0	0.0	0.0	0.0	0.0	0.0
105°	0.0	0.0	0.0	0.0	0.0	0.0	0.0	0.0	0.0	0.0	0.0
107.5°	0.0	0.0	0.0	0.0	0.0	0.0	0.0	0.0	0.0	0.0	0.0
110°	0.0	0.0	0.0	0.0	0.0	0.0	0.0	0.0	0.0	0.0	0.0



REPORT NUMBER: P869216  
 CATALOG NUMBER: EMM2-HTN-SA1A-AMB-U-T5M

**CANDELA DISTRIBUTION (continued):**

	0°	5°	15°	25°	35°	45°	55°	65°	75°	85°	90°
112.5°	0.0	0.0	0.0	0.0	0.0	0.0	0.0	0.0	0.0	0.0	0.0
115°	0.0	0.0	0.0	0.0	0.0	0.0	0.0	0.0	0.0	0.0	0.0
117.5°	0.0	0.0	0.0	0.0	0.0	0.0	0.0	0.0	0.0	0.0	0.0
120°	0.0	0.0	0.0	0.0	0.0	0.0	0.0	0.0	0.0	0.0	0.0
122.5°	0.0	0.0	0.0	0.0	0.0	0.0	0.0	0.0	0.0	0.0	0.0
125°	0.0	0.0	0.0	0.0	0.0	0.0	0.0	0.0	0.0	0.0	0.0
127.5°	0.0	0.0	0.0	0.0	0.0	0.0	0.0	0.0	0.0	0.0	0.0
130°	0.0	0.0	0.0	0.0	0.0	0.0	0.0	0.0	0.0	0.0	0.0
132.5°	0.0	0.0	0.0	0.0	0.0	0.0	0.0	0.0	0.0	0.0	0.0
135°	0.0	0.0	0.0	0.0	0.0	0.0	0.0	0.0	0.0	0.0	0.0
137.5°	0.0	0.0	0.0	0.0	0.0	0.0	0.0	0.0	0.0	0.0	0.0
140°	0.0	0.0	0.0	0.0	0.0	0.0	0.0	0.0	0.0	0.0	0.0
142.5°	0.0	0.0	0.0	0.0	0.0	0.0	0.0	0.0	0.0	0.0	0.0
145°	0.0	0.0	0.0	0.0	0.0	0.0	0.0	0.0	0.0	0.0	0.0
147.5°	0.0	0.0	0.0	0.0	0.0	0.0	0.0	0.0	0.0	0.0	0.0
150°	0.0	0.0	0.0	0.0	0.0	0.0	0.0	0.0	0.0	0.0	0.0
152.5°	0.0	0.0	0.0	0.0	0.0	0.0	0.0	0.0	0.0	0.0	0.0
155°	0.0	0.0	0.0	0.0	0.0	0.0	0.0	0.0	0.0	0.0	0.0
157.5°	0.0	0.0	0.0	0.0	0.0	0.0	0.0	0.0	0.0	0.0	0.0
160°	0.0	0.0	0.0	0.0	0.0	0.0	0.0	0.0	0.0	0.0	0.0
162.5°	0.0	0.0	0.0	0.0	0.0	0.0	0.0	0.0	0.0	0.0	0.0
165°	0.0	0.0	0.0	0.0	0.0	0.0	0.0	0.0	0.0	0.0	0.0
167.5°	0.0	0.0	0.0	0.0	0.0	0.0	0.0	0.0	0.0	0.0	0.0
170°	0.0	0.0	0.0	0.0	0.0	0.0	0.0	0.0	0.0	0.0	0.0
172.5°	0.0	0.0	0.0	0.0	0.0	0.0	0.0	0.0	0.0	0.0	0.0
175°	0.0	0.0	0.0	0.0	0.0	0.0	0.0	0.0	0.0	0.0	0.0
177.5°	0.0	0.0	0.0	0.0	0.0	0.0	0.0	0.0	0.0	0.0	0.0
180°	0.0	0.0	0.0	0.0	0.0	0.0	0.0	0.0	0.0	0.0	0.0



LM-79-2019: Approved Method: Electrical and Photometric Measurements of Solid-  
State Lighting Products

Report Prepared for

Cooper Lighting Solutions

Streetworks

Report Number: SP1-2407-157-1

Test Date: 08/06/2024

Luminaire Tested: MEM2-HTN-SA-45-AMB-U-5WQ-2

Data in this report applies to families of products including MEM2-HTN-SA-45-AMB-U-5WQ-2

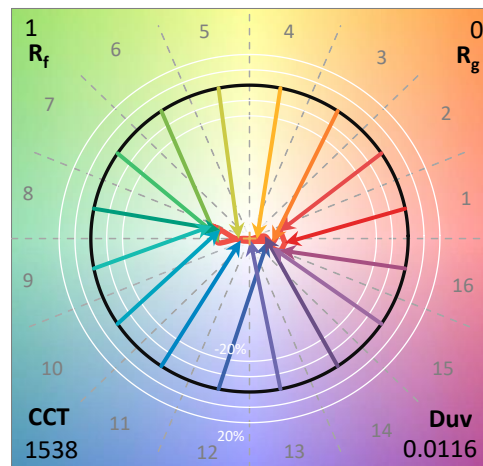
**Test Information**

Test Method: LM-79-2019  
 Report Number: SP1-2407-157-1  
 Test Lab: COOPER LIGHTING SOLUTIONS  
 Photometer: SP1 - 76IN SPHERE  
 Measurement Geometry:  $4\pi$   
 Issue Date: 08/20/2024  
 Manufacturer: COOPER LIGHTING SOLUTIONS  
 Product Line: Streetworks  
 Catalog Number: **MEM2-HTN-SA-45-AMB-U-5WQ-2**  
 Description: Epic Modern Light Square 45W 5WQ Optic and Flare Trim AMBER LED

**Spectral Parameters**

CCT (K): 1538  
 CIE u': 0.3530  
 CIE v': 0.5469  
 Duv: 0.0116  
 CIE x: 0.5918  
 CIE y: 0.4076  
 CIE z: 0.0006  
 Peak Wavelength (nm): 597  
 Dominant Wavelength (nm): 592  
 Purity: 99.98881  
 Rf: 1.1  
 Rg: 0

CRI (Ra):	-21.8		
R1:	-34.3	R9:	-386.6
R2:	52.3	R10:	28.9
R3:	17.0	R11:	-95.5
R4:	-68.4	R12:	-10.5
R5:	-40.8	R13:	-15.5
R6:	41.5	R14:	45.9
R7:	-7.2	R15:	-67.7
R8:	-134.5		



**Test Conditions**

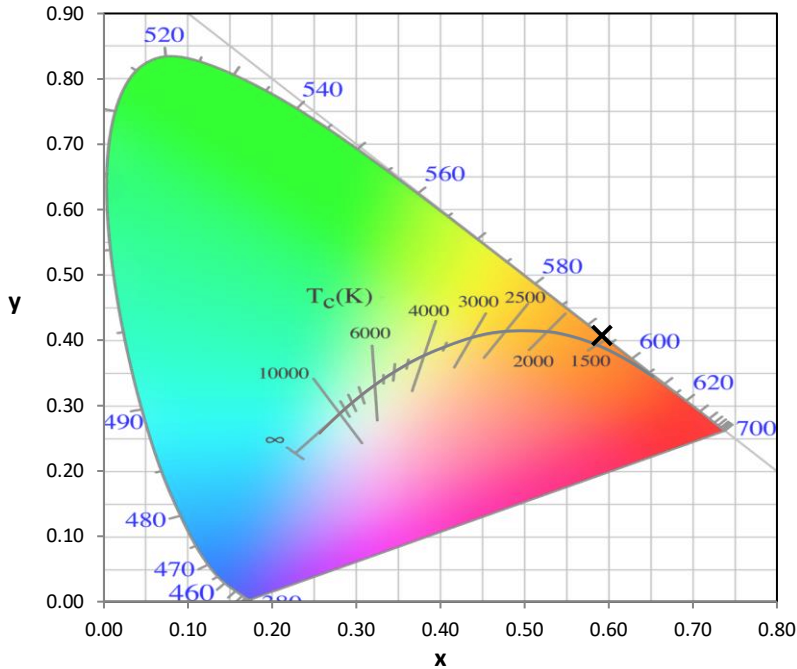
Stabilization Time: 20M  
 Operation Time: 1H 20M  
 Sphere Temperature (°C): 24.2

REPORT NUMBER: SP1-2407-157-1

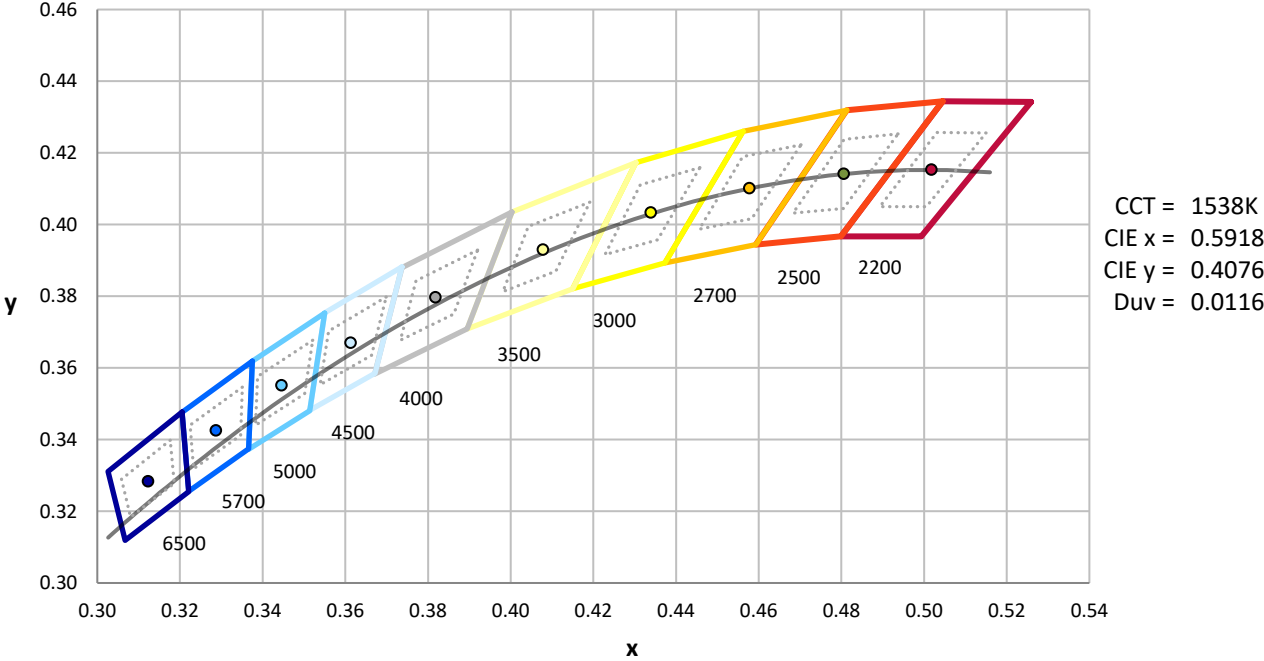
Measurement and Test Equipment			
Instrument	Identification Number	Calibration Date	Calibration Due Date
Photometer	IN0058	6/18/2024	12/18/2024
Power Meter	INXT2011004	2/8/2024	2/8/2025
AC Power Source	IN0063	10/24/2023	10/24/2024
DC Power Source	IN0208	10/24/2023	10/24/2024
Sphere Thermometer	IN0085	10/24/2023	10/24/2024
Room Thermometer	IN0046	10/24/2023	10/24/2024

REPORT NUMBER: SP1-2407-157-1

CIE 1931 Chromaticity Diagram



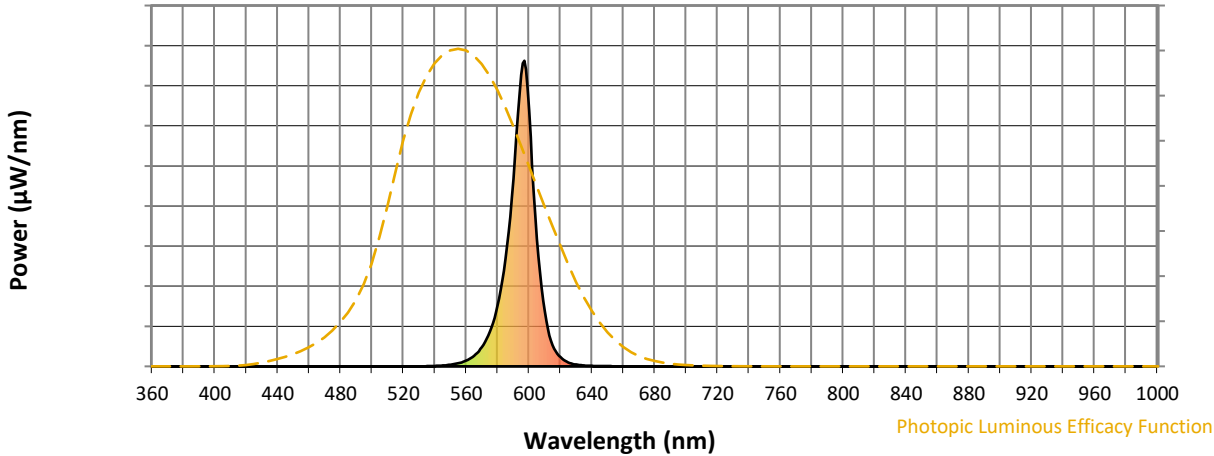
CIE 1931 Chromaticity Diagram with 2017 ANSI 7-Step and 4-Step Quadrangles



Point lies outside the range

REPORT NUMBER: SP1-2407-157-1

**Photopic Flux vs. Wavelength**



**Photopic Lumens: NR**

λ (nm)	Power W <sup>^</sup> /nm	Lumens (φ/nm)	λ (nm)	Power W <sup>^</sup> /nm	Lumens (φ/nm)	λ (nm)	Power W <sup>^</sup> /nm	Lumens (φ/nm)	λ (nm)	Power W <sup>^</sup> /nm	Lumens (φ/nm)	λ (nm)	Power W <sup>^</sup> /nm	Lumens (φ/nm)
360	0	NR	490	0	NR	620	30	NR	750	0	NR	880	0	NR
365	0	NR	495	0	NR	625	13	NR	755	0	NR	885	0	NR
370	0	NR	500	0	NR	630	6	NR	760	0	NR	890	0	NR
375	0	NR	505	0	NR	635	3	NR	765	0	NR	895	0	NR
380	0	NR	510	0	NR	640	2	NR	770	0	NR	900	0	NR
385	0	NR	515	0	NR	645	1	NR	775	0	NR	905	0	NR
390	0	NR	520	0	NR	650	1	NR	780	0	NR	910	0	NR
395	0	NR	525	0	NR	655	0	NR	785	0	NR	915	0	NR
400	0	NR	530	0	NR	660	0	NR	790	0	NR	920	0	NR
405	0	NR	535	1	NR	665	0	NR	795	0	NR	925	0	NR
410	0	NR	540	1	NR	670	0	NR	800	0	NR	930	0	NR
415	0	NR	545	3	NR	675	0	NR	805	0	NR	935	0	NR
420	0	NR	550	5	NR	680	0	NR	810	0	NR	940	0	NR
425	0	NR	555	10	NR	685	0	NR	815	0	NR	945	0	NR
430	0	NR	560	19	NR	690	0	NR	820	0	NR	950	0	NR
435	0	NR	565	34	NR	695	0	NR	825	0	NR	955	0	NR
440	0	NR	570	63	NR	700	0	NR	830	0	NR	960	0	NR
445	0	NR	575	113	NR	705	0	NR	835	0	NR	965	0	NR
450	0	NR	580	199	NR	710	0	NR	840	0	NR	970	0	NR
455	0	NR	585	352	NR	715	0	NR	845	0	NR	975	0	NR
460	0	NR	590	614	NR	720	0	NR	850	0	NR	980	0	NR
465	0	NR	595	954	NR	725	0	NR	855	0	NR	985	0	NR
470	0	NR	600	837	NR	730	0	NR	860	0	NR	990	0	NR
475	0	NR	605	417	NR	735	0	NR	865	0	NR	995	0	NR
480	0	NR	610	179	NR	740	0	NR	870	0	NR	1000	0	NR
485	0	NR	615	69	NR	745	0	NR	875	0	NR			

REPORT NUMBER: SP1-2407-157-1

**Scotopic Flux vs. Wavelength**



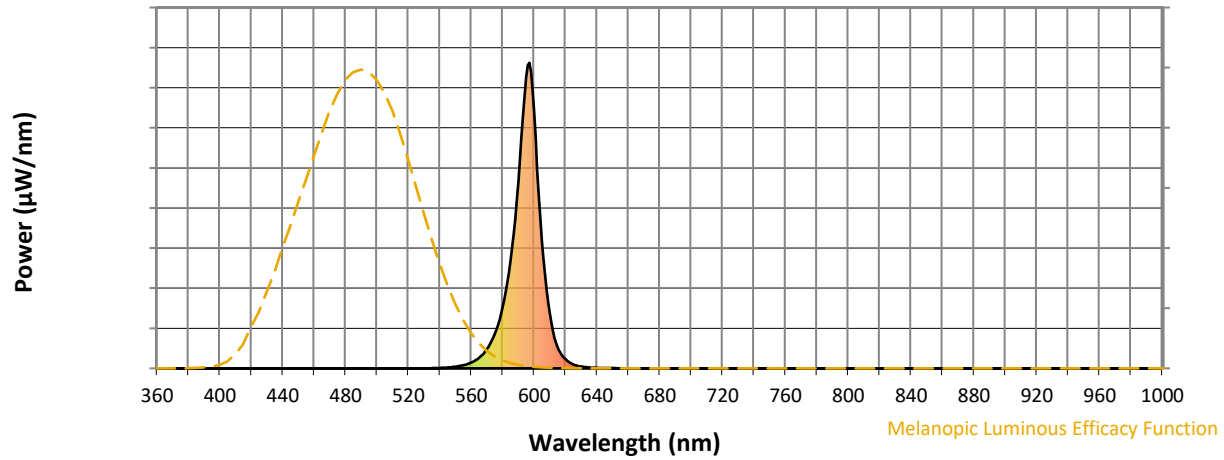
**Scotopic Lumens: NR**

**S/P: 0.22**

λ (nm)	Power W <sup>^</sup> /nm	Lumens (φ/nm)	λ (nm)	Power W <sup>^</sup> /nm	Lumens (φ/nm)	λ (nm)	Power W <sup>^</sup> /nm	Lumens (φ/nm)	λ (nm)	Power W <sup>^</sup> /nm	Lumens (φ/nm)	λ (nm)	Power W <sup>^</sup> /nm	Lumens (φ/nm)
360	0	NR	490	0	NR	620	30	NR	750	0	NR	880	0	NR
365	0	NR	495	0	NR	625	13	NR	755	0	NR	885	0	NR
370	0	NR	500	0	NR	630	6	NR	760	0	NR	890	0	NR
375	0	NR	505	0	NR	635	3	NR	765	0	NR	895	0	NR
380	0	NR	510	0	NR	640	2	NR	770	0	NR	900	0	NR
385	0	NR	515	0	NR	645	1	NR	775	0	NR	905	0	NR
390	0	NR	520	0	NR	650	1	NR	780	0	NR	910	0	NR
395	0	NR	525	0	NR	655	0	NR	785	0	NR	915	0	NR
400	0	NR	530	0	NR	660	0	NR	790	0	NR	920	0	NR
405	0	NR	535	1	NR	665	0	NR	795	0	NR	925	0	NR
410	0	NR	540	1	NR	670	0	NR	800	0	NR	930	0	NR
415	0	NR	545	3	NR	675	0	NR	805	0	NR	935	0	NR
420	0	NR	550	5	NR	680	0	NR	810	0	NR	940	0	NR
425	0	NR	555	10	NR	685	0	NR	815	0	NR	945	0	NR
430	0	NR	560	19	NR	690	0	NR	820	0	NR	950	0	NR
435	0	NR	565	34	NR	695	0	NR	825	0	NR	955	0	NR
440	0	NR	570	63	NR	700	0	NR	830	0	NR	960	0	NR
445	0	NR	575	113	NR	705	0	NR	835	0	NR	965	0	NR
450	0	NR	580	199	NR	710	0	NR	840	0	NR	970	0	NR
455	0	NR	585	352	NR	715	0	NR	845	0	NR	975	0	NR
460	0	NR	590	614	NR	720	0	NR	850	0	NR	980	0	NR
465	0	NR	595	954	NR	725	0	NR	855	0	NR	985	0	NR
470	0	NR	600	837	NR	730	0	NR	860	0	NR	990	0	NR
475	0	NR	605	417	NR	735	0	NR	865	0	NR	995	0	NR
480	0	NR	610	179	NR	740	0	NR	870	0	NR	1000	0	NR
485	0	NR	615	69	NR	745	0	NR	875	0	NR			

REPORT NUMBER: SP1-2407-157-1

**Melanopic Flux vs. Wavelength**



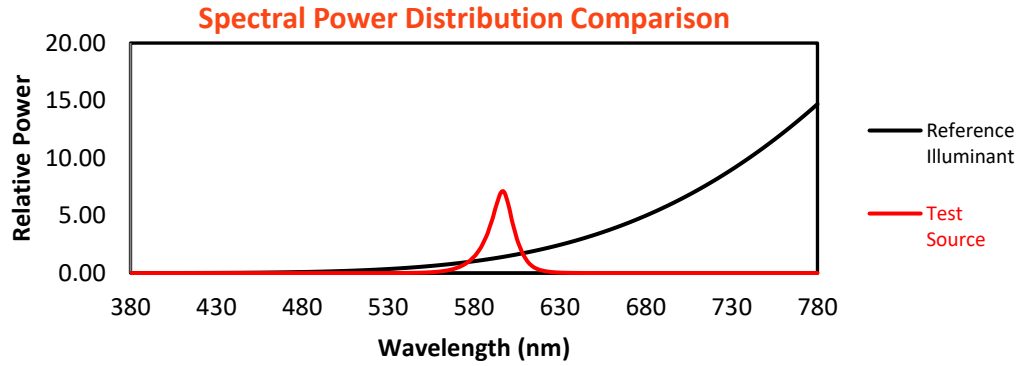
**Melanopic Lumens: NR**

**M/P: 0.12**

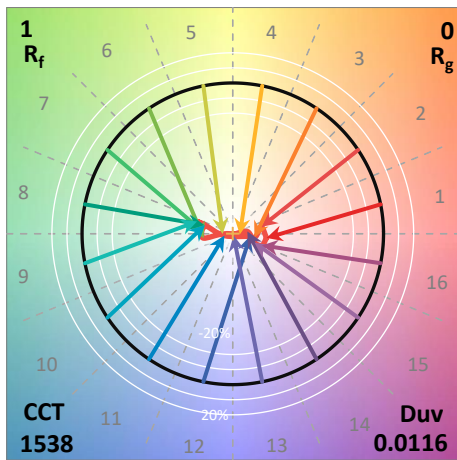
λ (nm)	Power W <sup>^</sup> /nm	Lumens (φ/nm)	λ (nm)	Power W <sup>^</sup> /nm	Lumens (φ/nm)	λ (nm)	Power W <sup>^</sup> /nm	Lumens (φ/nm)	λ (nm)	Power W <sup>^</sup> /nm	Lumens (φ/nm)	λ (nm)	Power W <sup>^</sup> /nm	Lumens (φ/nm)
360	0	NR	490	0	NR	620	30	NR	750	0	NR	880	0	NR
365	0	NR	495	0	NR	625	13	NR	755	0	NR	885	0	NR
370	0	NR	500	0	NR	630	6	NR	760	0	NR	890	0	NR
375	0	NR	505	0	NR	635	3	NR	765	0	NR	895	0	NR
380	0	NR	510	0	NR	640	2	NR	770	0	NR	900	0	NR
385	0	NR	515	0	NR	645	1	NR	775	0	NR	905	0	NR
390	0	NR	520	0	NR	650	1	NR	780	0	NR	910	0	NR
395	0	NR	525	0	NR	655	0	NR	785	0	NR	915	0	NR
400	0	NR	530	0	NR	660	0	NR	790	0	NR	920	0	NR
405	0	NR	535	1	NR	665	0	NR	795	0	NR	925	0	NR
410	0	NR	540	1	NR	670	0	NR	800	0	NR	930	0	NR
415	0	NR	545	3	NR	675	0	NR	805	0	NR	935	0	NR
420	0	NR	550	5	NR	680	0	NR	810	0	NR	940	0	NR
425	0	NR	555	10	NR	685	0	NR	815	0	NR	945	0	NR
430	0	NR	560	19	NR	690	0	NR	820	0	NR	950	0	NR
435	0	NR	565	34	NR	695	0	NR	825	0	NR	955	0	NR
440	0	NR	570	63	NR	700	0	NR	830	0	NR	960	0	NR
445	0	NR	575	113	NR	705	0	NR	835	0	NR	965	0	NR
450	0	NR	580	199	NR	710	0	NR	840	0	NR	970	0	NR
455	0	NR	585	352	NR	715	0	NR	845	0	NR	975	0	NR
460	0	NR	590	614	NR	720	0	NR	850	0	NR	980	0	NR
465	0	NR	595	954	NR	725	0	NR	855	0	NR	985	0	NR
470	0	NR	600	837	NR	730	0	NR	860	0	NR	990	0	NR
475	0	NR	605	417	NR	735	0	NR	865	0	NR	995	0	NR
480	0	NR	610	179	NR	740	0	NR	870	0	NR	1000	0	NR
485	0	NR	615	69	NR	745	0	NR	875	0	NR			

**Summary**

$R_f = 1.1$   
 $R_g = 0$   
 $CIE R_a = -21.8$   
 $R_g = -386.6$



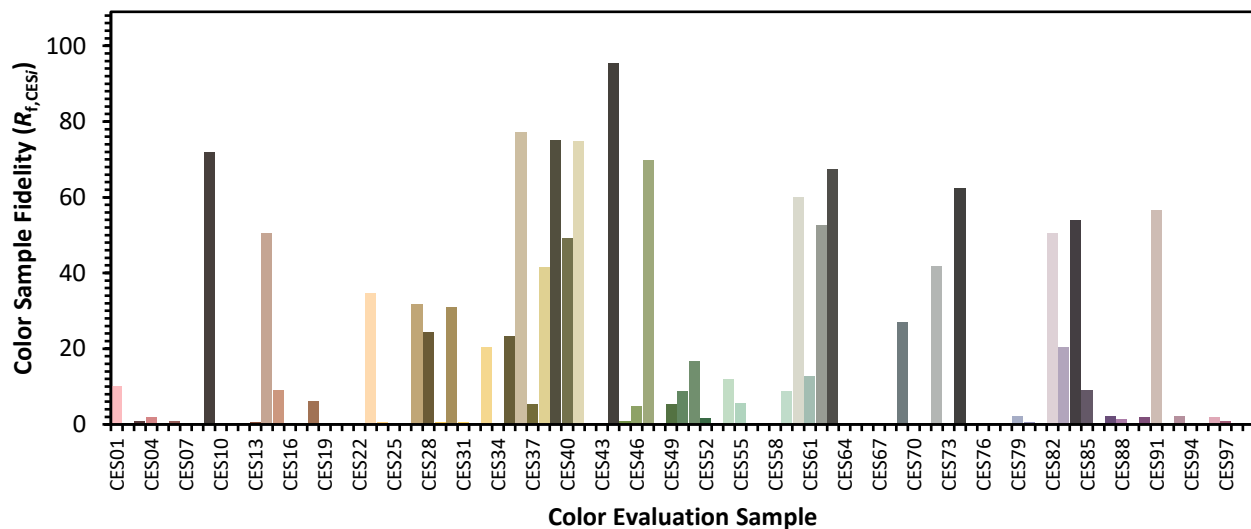
**Color Vector Graphics**



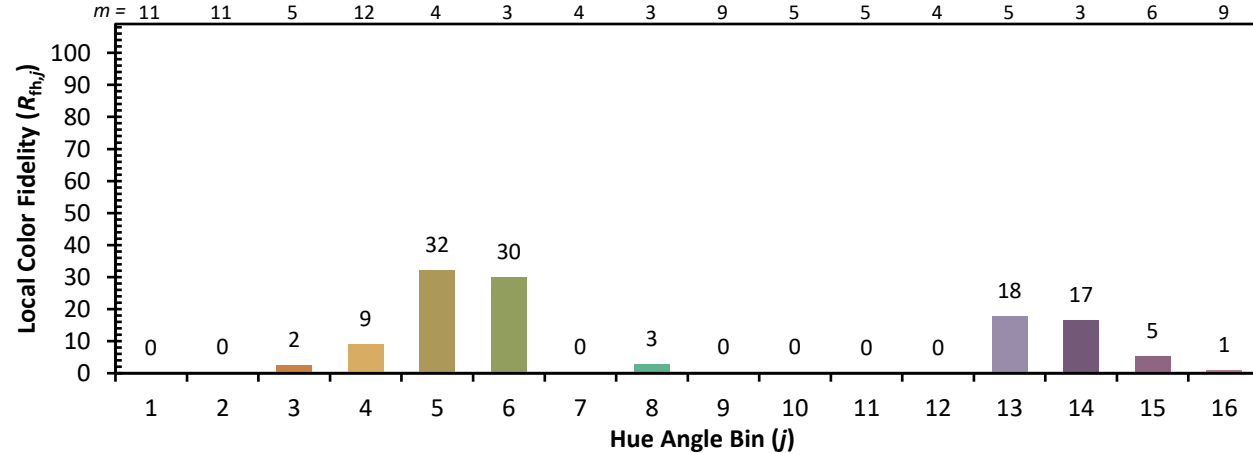
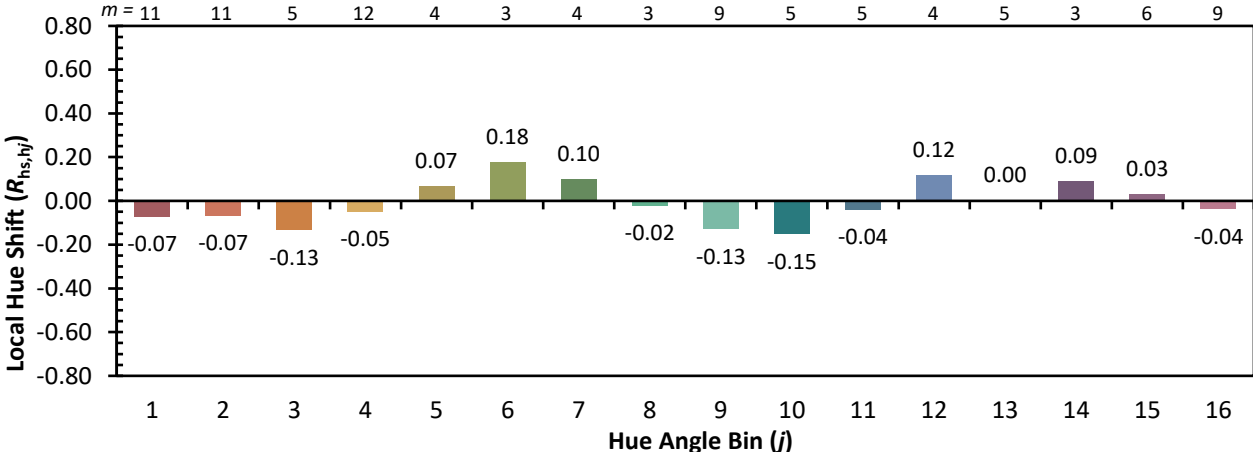
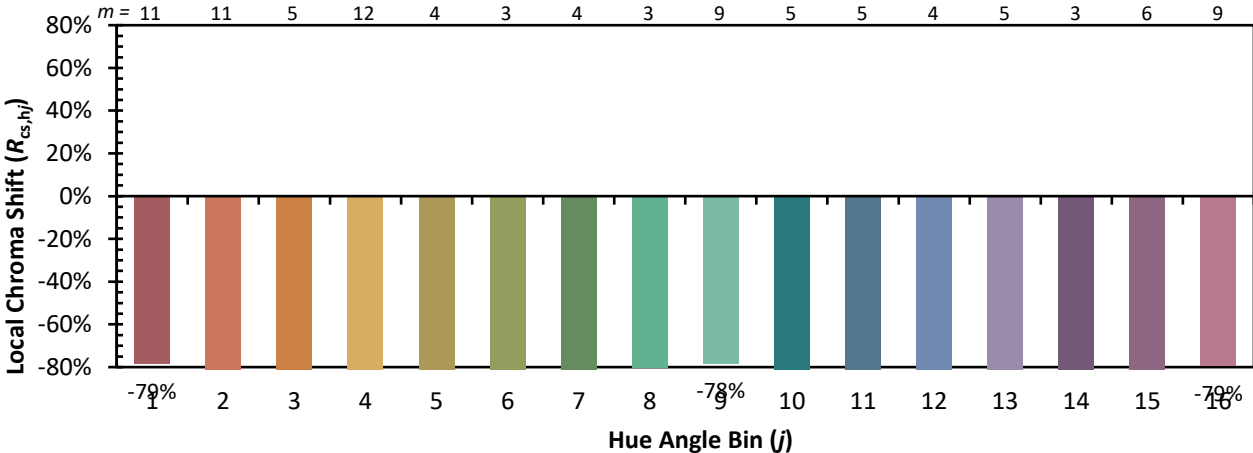


**Individual Sample Fidelity Index ( $R_{f,i}$ )**

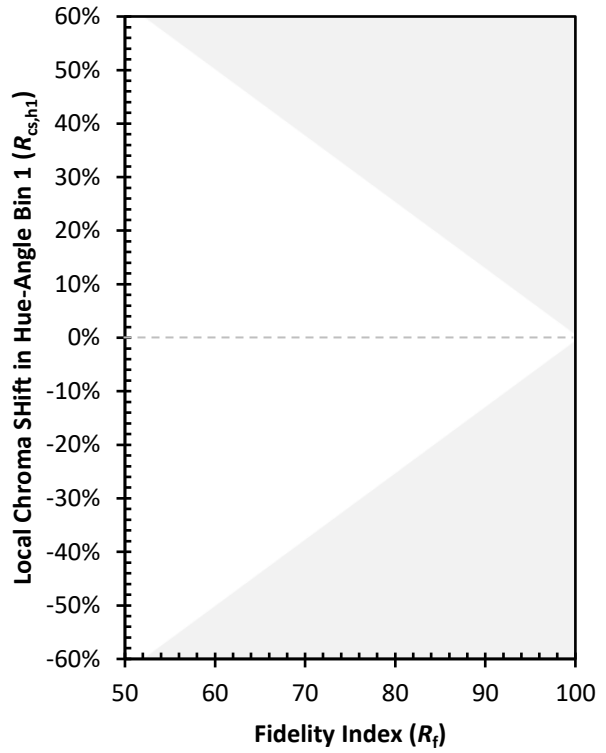
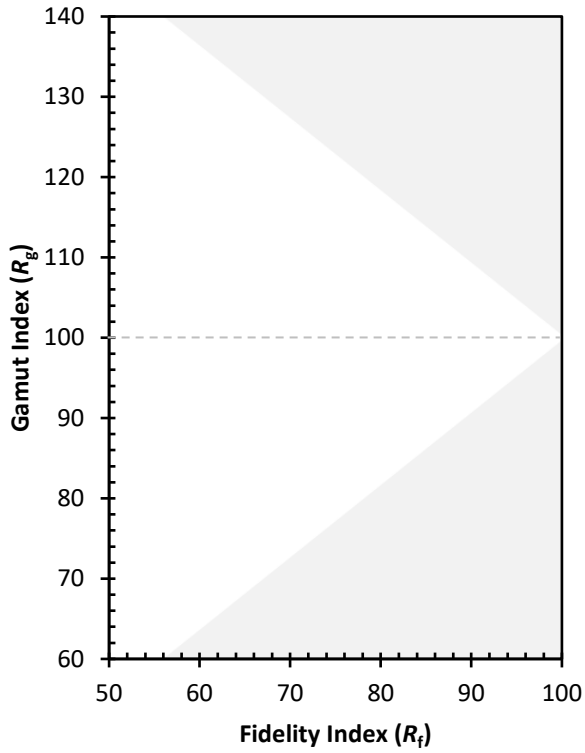
CES01 = 90	CES26 = 0	CES51 = 17	CES76 = 0
CES02 = 70	CES27 = 32	CES52 = 2	CES77 = 0
CES03 = 31	CES28 = 24	CES53 = 0	CES78 = 0
CES04 = 77	CES29 = 1	CES54 = 12	CES79 = 2
CES05 = 52	CES30 = 31	CES55 = 6	CES80 = 1
CES06 = 56	CES31 = 1	CES56 = 0	CES81 = 0
CES07 = 41	CES32 = 0	CES57 = 0	CES82 = 50
CES08 = 38	CES33 = 21	CES58 = 0	CES83 = 21
CES09 = 29	CES34 = 0	CES59 = 9	CES84 = 54
CES10 = 87	CES35 = 23	CES60 = 60	CES85 = 9
CES11 = 70	CES36 = 77	CES61 = 13	CES86 = 0
CES12 = 76	CES37 = 5	CES62 = 53	CES87 = 2
CES13 = 47	CES38 = 41	CES63 = 68	CES88 = 1
CES14 = 77	CES39 = 75	CES64 = 0	CES89 = 0
CES15 = 74	CES40 = 49	CES65 = 0	CES90 = 2
CES16 = 49	CES41 = 75	CES66 = 0	CES91 = 57
CES17 = 56	CES42 = 0	CES67 = 0	CES92 = 0
CES18 = 60	CES43 = 0	CES68 = 0	CES93 = 2
CES19 = 80	CES44 = 95	CES69 = 27	CES94 = 0
CES20 = 71	CES45 = 1	CES70 = 0	CES95 = 0
CES21 = 94	CES46 = 5	CES71 = 0	CES96 = 2
CES22 = 87	CES47 = 70	CES72 = 42	CES97 = 1
CES23 = 94	CES48 = 0	CES73 = 0	CES98 = 0
CES24 = 95	CES49 = 5	CES74 = 62	CES99 = 0
CES25 = 79	CES50 = 9	CES75 = 0	



Color Rendition by Hue-Angle Bin



Measure Comparisons



(END OF REPORT)